

2021 YEARLY REPORT

DEVELOPMENT PERMIT STATISTICS (JANUARY – DECEMBER)

The data shown in this document is taken directly from the spreadsheets created by the Development Officer

Prepared by Lisa Resek, Development Officer, Town of Edson

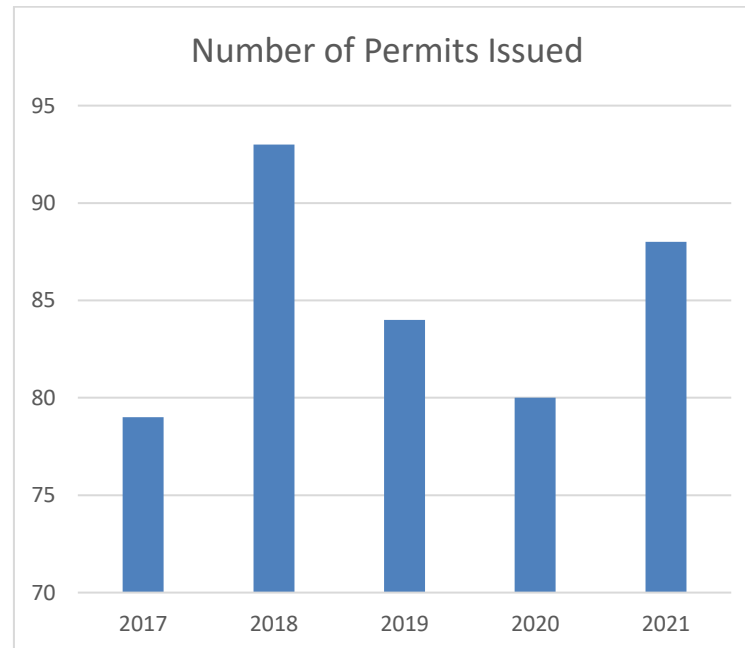
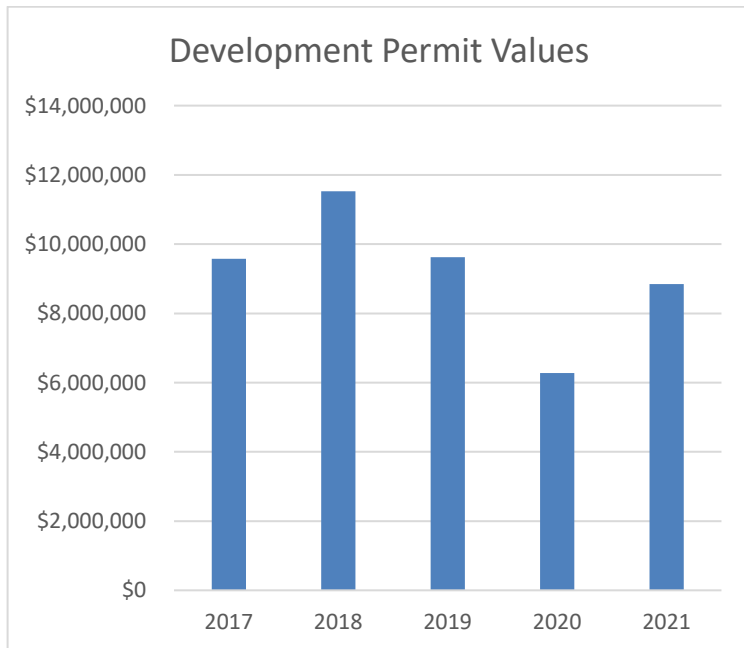
lisar@edson.ca



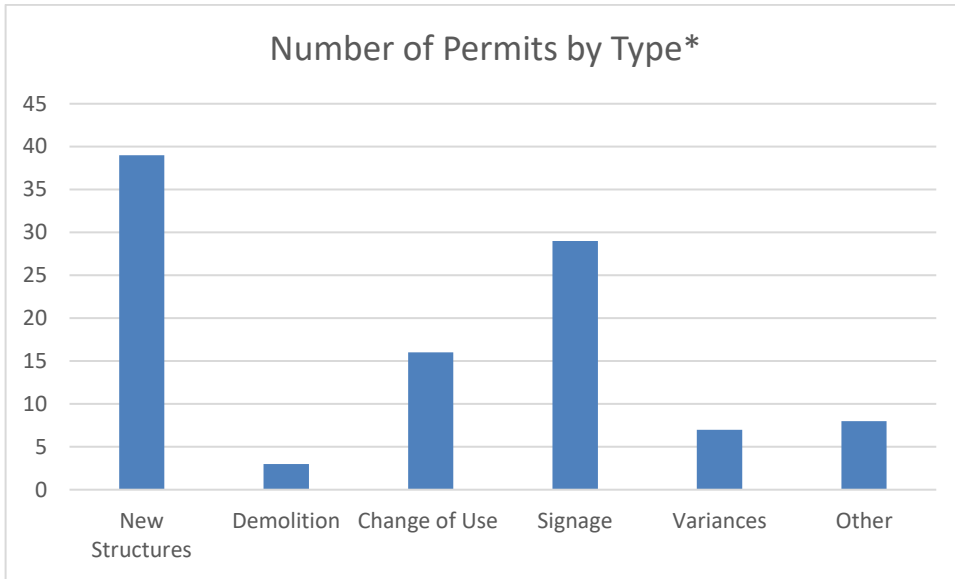
DEVELOPMENT PERMIT STATS YEAR END REPORT AS OF DECEMBER 6, 2022



CATEGORY	2017	2018	2019	2020	2021	2021 Number of Permits
RESIDENTIAL	\$1,441,430	\$2,223,600	\$1,140,775	\$1,607,448.00	\$1,245,248	31
COMMERCIAL	\$6,522,600	\$6,405,071	\$4,554,380	\$4,009,200.00	\$886,700	43
INDUSTRIAL	\$1,383,600	\$1,452,000	\$3,847,900	\$30,000.00	\$6,705,000	12
INSTITUTIONAL	\$230,500	\$1,445,000	\$81,000	\$630,000.00	\$9,000	2
TOTAL PERMIT VALUE	\$9,578,130	\$11,525,671	\$9,624,055	\$6,276,648	\$8,845,948	
TOTAL PERMITS	79	93	84	80	88	88

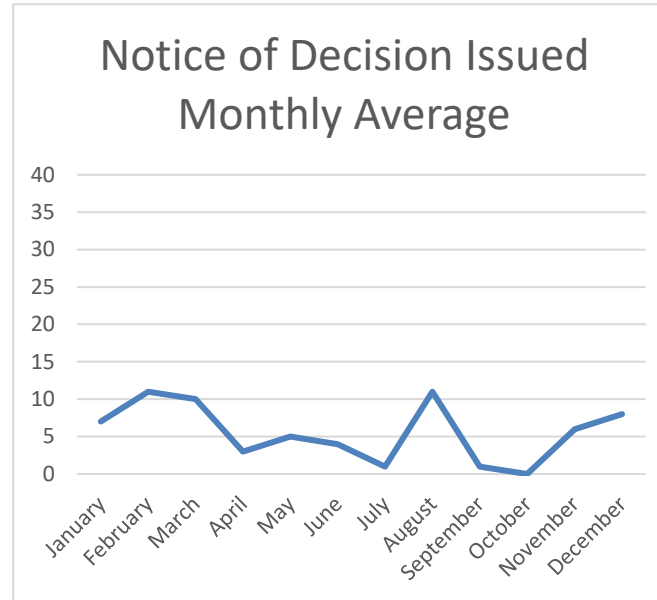
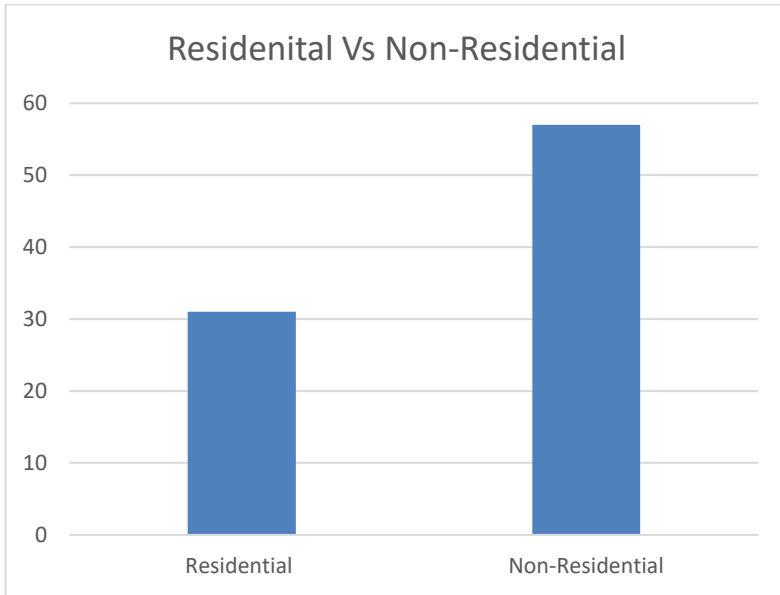


DEVELOPMENT PERMIT STATS YEAR END REPORT AS OF DECEMBER 6, 2022

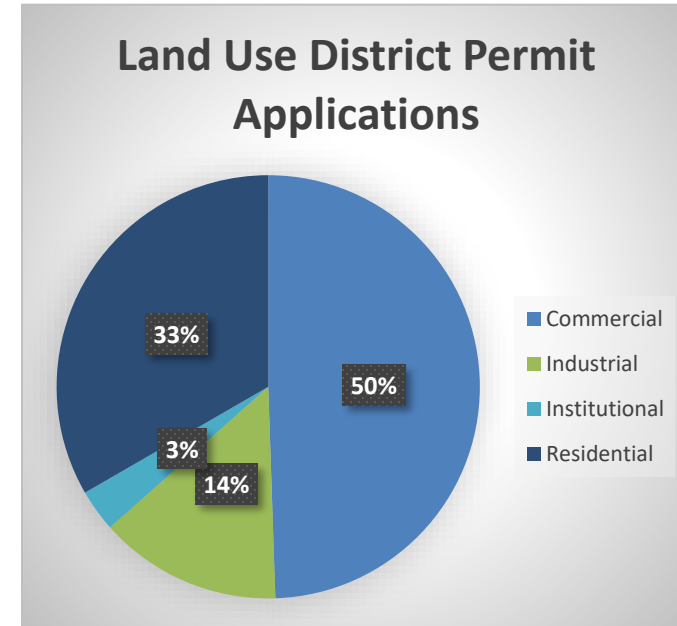
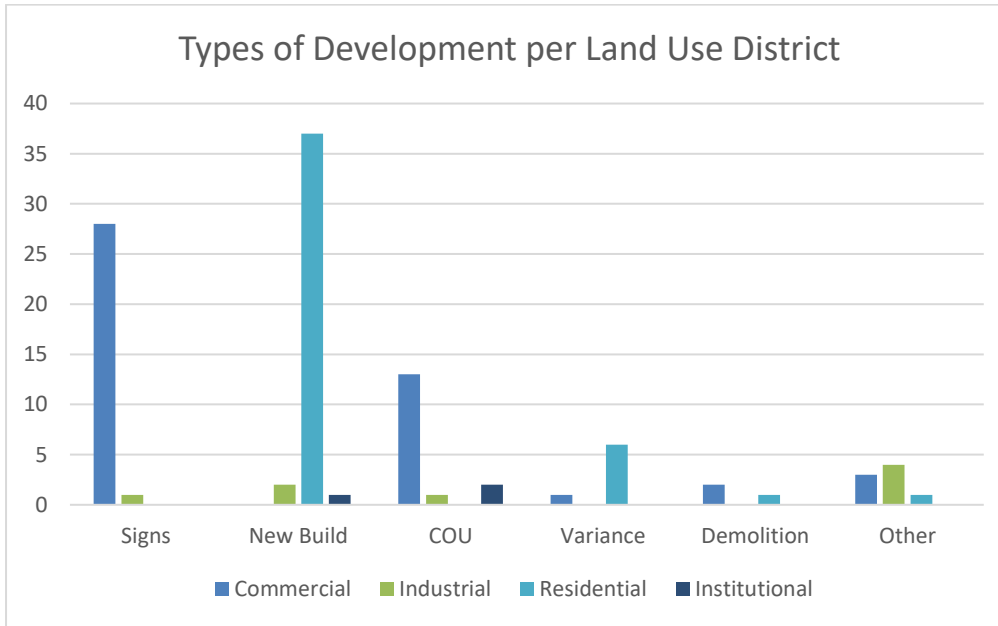


Applications	No. of Permits
Received	93
Issued	88
Refused	2
Withdrawn	3

- “Other” category includes revoked, refused, withdrawn, change of hours, and parking only
- * Based on developments, not permits issued



- 65% of Development Permits issued were Non-Residential
- Notice of Decision (40-day Legislated timeline) monthly average is 6 days to issue a decision



- “Other” category includes revoked, refused, withdrawn, change of hours, and parking only
- Based on developments, not permits issued



Overview

- In 2016 institutional values were high because of Mary Bergeron (\$9,000,000).
- In 2020 Tesla Electric Vehicle Charge Station, Chrysler Development and the Clubhouse at the Golf Course were major permits to be issued.
- In 2021 Waschuk Pipeline Construction were major industrial permits to be issued (x3 permits totaling \$6,000,000).